


Incorporating Outdoor Education into the Curriculum

By Zoe Jacobson



About my Inquiry

Before starting my research, I was unsure of how to use the curriculum in an outdoor setting

My inquiry connects to the Personal and Professional Preparation section in the Teacher Education Competencies

This inquiry helps show the growth in what I want my teacher identity to be, and how I can use outdoor education effectively



Three Aspects of my Inquiry



**Mental and
Academic
Impacts**



**Behaviour
management**



**Incorporating
the Curriculum
Outdoors**

How I was Guided Towards this Inquiry

When I was a child I spent a lot of time outside whether it was rain or shine, and I have found a lot of kids in the new generation do not get the same experience due to technology.

My mentor school does a lot of outdoor education and I didn't realize this was an option until this semester.

I am in a kindergarten classroom that does about an hour and a half of outdoor education per day.

I chose this inquiry because I believe learning about the outdoors and learning in the outdoors is just as important as any other subject in school.





Conversations

Mental and Academic Impacts of Outdoor Learning

- Being outside helps keep children engaged in a peaceful way (R. Gladwin, personal communication, 2020)
- It is easier for children to engage outside because they are not confined by walls (J. Hunter, personal communication, 2020)

Behaviour Management Outside

- It should not be difficult to manage behaviour with clear expectations and boundaries (R. Gladwin, personal communication, 2020)
- Children generally manage their emotions better when they are outside (J. Hunter, personal communication, 2020)



Conversations Con't

Involving the Curriculum Outdoors

- Three parts to outdoor learning: learning in nature, learning about nature, and learning for nature (R. Gladwin, personal communication, 2020).
 - **Learning in nature covers** the curriculum
 - **Learning about nature** involves nature based learning
 - **Learning for nature** involves building Sustainability
- It is possible to bring anything you do inside, outside



https://www.independentschoolsportal.org/uploads/5/0/2/1/50211243/8660530_orig.jpg



Teaching Reflections

Choose a few subjects to focus more on:

- Part of the teacher identity I would like to develop is a strong focus on outdoor education

Let children learn on their own a bit when it comes to safety

- Playing with sticks and climbing trees is ok with set rules
- Let the child have the first reaction when they get hurt

Dirty Teaching Advice on Outdoor Learning


- Make sure that the children are getting free play as well as structured activities
- Put together a basic set of resources to have handy
- Use songs and music as a stimulus in outdoor learning






The Conversation States the Ups and Downs of Outdoor Education

Ups

- Children feel a sense of freedom. They are able to express themselves more
 - More engaged and positive with the learning experience
 - Academically, students vocalize that their well-being and memory is better
 - Once the students get used to outdoor learning lessons, they respect the clear rules and boundaries
- 

Downs

- Difficult to measure and assess learning outcomes when outdoors
 - Difficult to provide evidence from outdoor lessons
 - Funding for resources such as clothes, training, and equipment
- 

Types of Education According to the *Journal of Outdoor and Environmental Education*



- Outdoor education is an umbrella term that includes things like school gardens, elementary agriculture, rural science, and nature study
- Some teachers use outdoor education as an opportunity to do outdoor activities
- Some teachers teach about outdoors from the focus of a particular subject

https://tinytrees.org/wp-content/uploads/2019/10/Hannah-Kinney_reading_circlotime_camplongsouth.jpg

How My Thinking Has Developed Over the Term



I thought outdoor education just meant going outside and learning about nature, conversations and research has taught me the following:

- It is a very positive thing for children to be involved with some type of outdoor learning
- Managing behaviour outside is not difficult, provided there are boundaries and rules set
- Involving the curriculum can be as simple as bringing worksheets or a book outside

How My Inquiry is Relevant to My Future Teaching



**I have learned more about
behaviour management**



**I learned to focus on a few key
areas**



**There are different aspects
to outdoor learning**



**There are some challenges when
it comes to outdoor education**

Exploring More



**Experience more
outdoor learning
environments**

Sustainability lessons

**Outdoor education
teaching opportunities
in Victoria**



References

Jacobson, Z. (2020). *Conversations Summary for Inquiry*. [Unpublished manuscript]. University of Victoria.

Jacobson, Z. (2020). *First Teaching Connection/Reflection*. [Unpublished manuscript]. University of Victoria.

Jacobson, Z. (2020). *Inquiry Proposal EDCI 250-A02*. [Unpublished manuscript]. University of Victoria.

Jacobson, Z. (2020). *Teaching Connections/Reflections #2*. [Unpublished manuscript]. University of Victoria.


Marchant, E., Todd, C., Brophy, S. (2019). Outdoor learning has huge benefits for children and teachers - so why isn't it used in more schools? *The Conversation*.

<https://theconversation.com/outdoor-learning-has-huge-benefits-for-children-and-teachers-so-why-isnt-it-used-in-more-schools-18067>

Created with
Slidesgo, including icons by Flaticon, infographics &
images by Freepik

Quay, J. (2016). Outdoor education and school curriculum distinctiveness: More than content, more than process. *Journal of Outdoor and Environmental Education* 19, 42–50. <https://doi-org.ezproxy.library.uvic.ca/10.1007/BF03400993>

Robertson, J. (2014). *Dirty teaching: A beginner's guide to learning outdoors*. Crown House.





Thanks!



Do you have any questions?
youremail@freepik.com
+91 620 421 838
yourcompany.com

CREDITS: This presentation template was created by
Slidesgo, including icons by Flaticon, infographics &
images by Freepik

Please keep this slide for attribution

